


Cereal Box Book Report



Name: _____ Book: _____ Due Date: _____

CEREAL BOX BOOK REPORT



Your assignment is to design a cereal related to a fictional book. You will also decorate a real cereal box with illustrations, text and even a prize inside!

FRONT OF BOX: Include the name of the cereal and a picture. Invent a name for the cereal that is related to book, yet sounds like a cereal. Do not use the exact title of the book. Choose a shape for the cereal as well as colors and ingredients that all relate to the book.

RIGHT SIDE: Make a list of ingredients that includes the story elements (main characters and setting). Under the heading "Ingredients," list the main characters and the setting and write at least 1 sentence about each.

LEFT SIDE: Write a one-paragraph summary that describes the main problem and the solution of the book. Try to use words that will "grab" the reader's attention and make them want to buy your cereal.

BACK OF BOX: Design a game that is based on the story. It can be a puzzle, word search, word scramble, maze, crossword puzzle, hidden picture illustration, or any other fun activity. Make sure that it includes information from the book.

TOP OF BOX: Include the title, author, number of pages, and the number of stars you would give the book if you were a book critic. The maximum number is 5 stars.

PRIZE: Your prize must be something the main character could have used in the book or something that reminds you of the main character. You must include a picture of the prize on the front of your box. You may actually put a prize in your box.

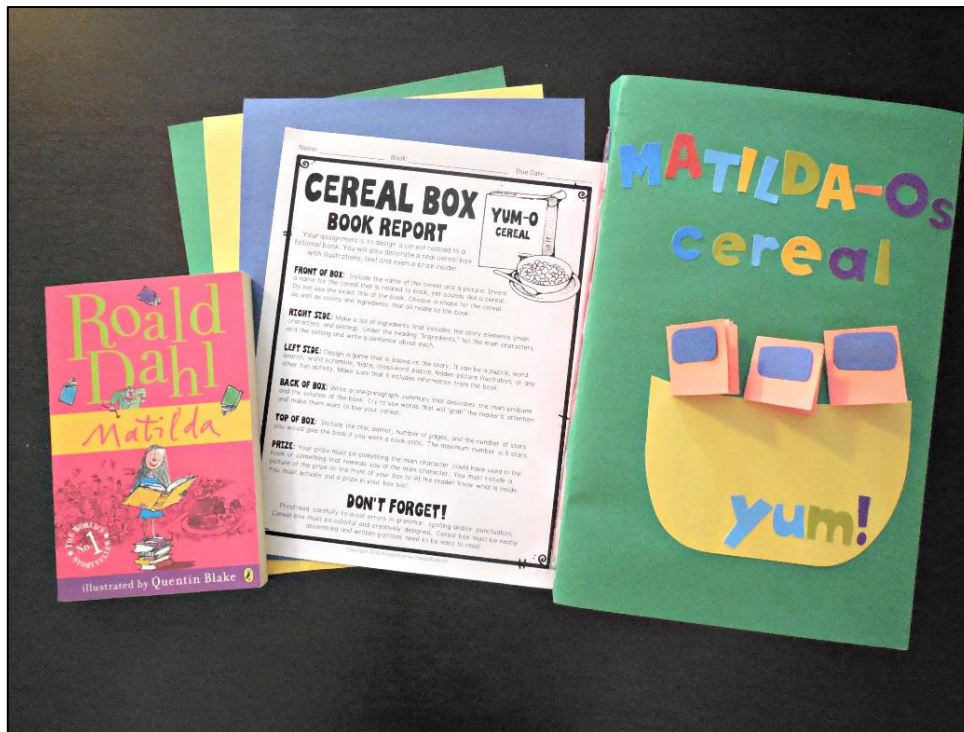
DON'T FORGET!
Proofread carefully to avoid errors in grammar, spelling
Cereal box must be colorful and creatively designed. Cereal
assembled and written portions need to be e

Copyright 2016-HappyTeacherHappyStudents



Teacher Notes & Ideas:

- Students **LOVE** to pick a fictional book and design a cereal based on it!
- This creative cereal box book report is also a great way to recycle/reuse cereal boxes! I keep past projects and display them in my room, they make great décor!
- You may allow students to either handwrite or type information and graphics. That choice is up to you!



Thank you for your purchase!

Please take the time to leave feedback on this product and you'll receive TPT Credits for future purchases.


Click the green star next to my name and become a follower and you will be updated of future products and sales!



Click here to visit my store!

<https://www.teacherspayteachers.com/Store/Happyteacherhappystudents>

Cereal Box Book Report



Your assignment is to design a cereal related to a fictional book. You will also decorate a real cereal box with illustrations, text and even a prize inside!

Front of Box: Include the name of the cereal and a picture. Invent a name for the cereal that is related to book, yet sounds like a cereal. Do not use the exact title of the book. Choose a shape for the cereal as well as colors and ingredients that all relate to the book.

Prize: Your prize must be something the main character could have used in the book or something that reminds you of the main character. You must include a picture of the prize on the front of your box. You may actually put a prize in your box!

Right Side: Make a list of ingredients that includes the story elements (main characters and setting). Under the heading "Ingredients," list the main characters and the setting and write at least 1 sentence about each.

Left Side: Write a one-paragraph summary that describes the main problem and the solution of the book. Try to use words that will "grab" the reader's attention and make them want to buy your cereal.

Back of Box: Design a game that is based on the story. It can be a puzzle, word search, word scramble, maze, crossword puzzle, hidden picture illustration, or any other fun activity. Make sure that it includes information from the book.



Top of Box: Include the title, author, number of pages, and the number of stars you would give the book if you were a book critic. The maximum number is 5 stars.

Don't Forget!



Proofread carefully to avoid errors in grammar, spelling and/or punctuation. Cereal box must be colorful and creatively designed. Cereal box must be neatly assembled and written portions need to be easy to read!

Front of Box: Include the name of the cereal and a picture. Invent a name for the cereal that is related to book, yet sounds like a cereal. Do not use the exact title of the book. Choose a shape for the cereal as well as colors and ingredients.

Prize: Your prize must be something the main character could have used in the book or something that reminds you of the main character. You must include a picture of the prize on the front of your box. You may actually put a prize in your box!



Back of Box: Design a game that is based on the story. It can be a puzzle, word search, word scramble, maze, crossword puzzle, hidden picture illustration, or any other fun activity. Make sure that it includes information from the book.



Left Side: One-paragraph summary that describes the main problem & solution of the book. Use words that will "grab" the reader's attention and make them want to buy your cereal.

Right Side: List of ingredients that includes the story elements (main characters & setting). Under the heading "Ingredients," list the main characters & setting and write at least 1 sentence about each.

Top of Box: Include title, author, number of pages, and the number of stars you would give the book if you were a book critic. The max number is 5 stars.



A large, empty rectangular box with a decorative, scalloped border. This box is intended for writing a one-paragraph summary of the book's main problem and solution.

A large, empty rectangular box with a decorative, scalloped border. This box is intended for listing story elements (main characters and setting) and providing at least one sentence about each.

A large, empty rectangular box with a decorative, scalloped border. This box is intended for providing the book's title, author, page count, and a star rating (up to 5 stars).

Left Side: One-paragraph summary that describes the main problem & solution of the book. Use words that will "grab" the reader's attention and make them want to buy your cereal.

Right Side: List of ingredients that includes the story elements (main characters & setting). Under the heading "Ingredients," list the main characters & setting and write at least 1 sentence about each.

Top of Box: Include title, author, number of pages, and the number of stars you would give the book if you were a book critic. The max number is 5 stars.


Ingredients

Title: _____

Author: _____

Number of Pages: _____

I give this book _____ out of 5 stars



Student: _____

Name of Cereal: _____

Cereal Box Book Report - Grading Rubric

- ___/10 **Front of Box** ___ Name of Cereal related to book (5) ___ Illustration/Photo (5)
- ___/10 **Right Side** ___ One sentence per character/setting
- ___/20 **Left Side** ___ One-paragraph summary which includes main problem and solution
- ___/10 **Back of Box** ___ Game is based on the story.
- ___/10 **Top of Box** ___ Title, Author, Number of Pages, and Star Rating
- ___/10 **Prize** ___ Prize relates to book
- ___/20 **Spelling/Grammar** ___ Overall , student uses correct spelling, grammar & punctuation
- ___/10 **Creativity/Neatness** ___ Cereal box is colorful and creatively designed (5)
___ Neatly assembled and written portions are easy to read. (5)

Total Points: _____ /100%


Cereal Box Book Report - Grading Rubric

- ___/10 **Front of Box** ___ Name of Cereal related to book (5) ___ Illustration/Photo (5)
- ___/10 **Right Side** ___ One sentence per character/setting
- ___/20 **Left Side** ___ One-paragraph summary which includes main problem and solution
- ___/10 **Back of Box** ___ Game is based on the story.
- ___/10 **Top of Box** ___ Title, Author, Number of Pages, and Star Rating
- ___/10 **Prize** ___ Prize relates to book
- ___/20 **Spelling/Grammar** ___ Overall , student uses correct spelling, grammar & punctuation
- ___/10 **Creativity/Neatness** ___ Cereal box is colorful and creatively designed (5)
___ Neatly assembled and written portions are easy to read. (5)

Total Points: _____ /100%

Cereal Box Book Report

Example Projects



Happy Teacher Happy Students Terms of Use

DO...

- ✓ Use this resource in your classroom only.
- ✓ Take the time to leave feedback on this product and you'll receive TPT Credits for future purchases.
- ✓ Click the green star next to my name and become a follower and you will be updated of future products and sales!
- ✓ Please refer interested teachers to my store:
<https://www.teacherspayteacher.com/Store/Happyteacherhappystudents>.
- ✓ Enjoy this product and happy teaching!

DO NOT...

- x You may NOT make print or digital copies to share with other teachers, administrators, districts, etc.
- x This product may NOT be distributed or displayed digitally for public view, uploaded to school or district websites, distributed via email, or submitted to file sharing sites such as Amazon Inspire.
- x Do NOT upload this resource to a school or district server, or third-party website, including your own website or blog.
- x This resource is under copyright protection and may NOT be distributed in an form, print or digital.
- x Do NOT copy or modify this resource to give away or sell.

© Copyright 2016 HappyTeacherHappyStudents

All rights reserved by author. Each page of this document is copyrighted by HappyTeacherHappyStudents. This product is to be used by the original purchaser only. Copying for more than one teacher or classroom, or for an entire department, school, or school system is prohibited. This product may not be distributed or displayed digitally for public view, uploaded to school or district websites, distributed via email, or submitted to file sharing sites such as Amazon Inspire. Failure to comply is a copyright infringement and a violation of the Digital Millennium Copyright Act (DMCA). Intended for single classroom and personal use only.



Acknowledgements



Happy Teacher Happy Students

www.teacherspayteachers.com/Store/Happyteacherhappystudents

A Special Thank You to:

Juliette Roman – Heart 2 Heart Teaching,

www.teacherspayteachers.com/Store/Heart-2-Heart-Teaching



Font Sources:

KB font by Khrys Bosland ,

<https://www.teacherspayteachers.com/Store/Khrys-Bosland>

KB3 Fonts, <https://www.teacherspayteachers.com/Store/Kb3teach>



Clip Art Sources:

<https://openclipart.org/>

clker.com

<http://www.teacherspayteachers.com/Store/Math-In-The-Middle>

Wikipedia.org

Teaching in the Tongass

Graphics from the Pond, <http://frompond.blogspot.com>

Zip a Dee Doo Dah Designs,

<https://www.teacherspayteachers.com/Store/Zip-a-dee-doo-dah-Designs>

Whimsy Clips, www.whimsyclips.com

Graphics by Ashley Hughes,

<https://www.teacherspayteachers.com/Store/Ashley-Hughes-38>

EduClips Clipart, www.edu-clips.com

Melonheadz, <https://www.teacherspayteachers.com/Store/Melonheadz>

Creative Clips, <http://www.teacherspayteachers.com/Store/Krista-Walden>

Doodle Borders from Chirp Graphics,

<https://www.teacherspayteachers.com/Store/Chirp-Graphics>

